Parapet Wall:
300mm above roof sheets and to have coping all round with DPC under the in 600mm lengths. Raise outjoints and seal with silicon and make neat joints all round. Plaster to colour scheme and paint both sides color to client's choice. Provide galvanised flashing and counter flashing around all parapet walls as poor workmanship and leaking of roof will not be accepted.

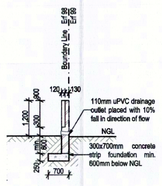
Stormwater Drainage:
200mmØ uPVC stormwater drain connected to catchpits to be laid under foundations before work is commenced. Any part of drain with less than 350mm earth cover to be encased in concrete. Provide floor drain to Garage.

Windows:
Standard aluminium windors to AAMSA standards and should be manufactured and installed by specialist. All to be in accordance with Architect's drawings.
Contractor to check and verify ALL dimensions and levels on site before ordering or cutting materials or fabrication components.
Poor workmanship of glass miter and silicon junction shall not be accepted. Provide vent blocks at least 2 per every room and positioned as per contractor's discretion.

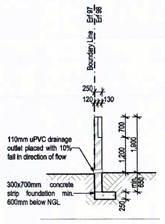
Levels On Site:
Contractor to verify levels on site and ensure that the highest point of the site under the building's footprint is minimum 340mm below lowest finised floor level of building. Minium height of finished floor level above street level to be 170mm.

Concrete Works:
All Concrete to have a smooth blemish free fairface finish. All junctions between shutters to be in line as "step outs" are not acceptable. Refer all concree works to Engineer's Drawings and Specifications.

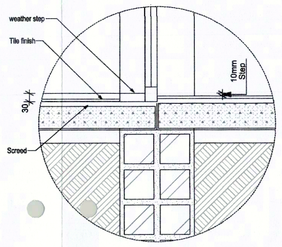
Sewerage:
All soil drains below ground floor level to be 110mmØ uPVC pipes. Drains taken under the floor slab and lower than 400mm below NGL to be PVC and to be encased in concrete.
Inspection Eyes to be provided at every pipe bend and junction gradients of 100mmØ uPVC pipes to be minimum 1:60 below ground level.
SEWER TO BE CONNECTED TO EXISTING PRIVATE COMBINED SEWER LINES.



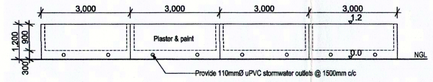
1 Section D-D (Boundary wall)
Scale1:100



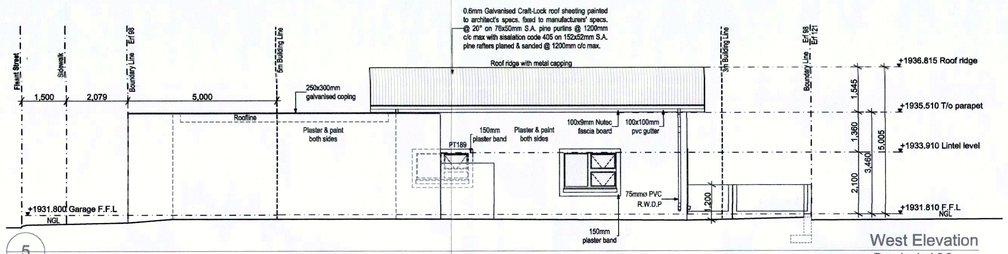
2 Section E-E (Dry yard wall)
Scale1:100



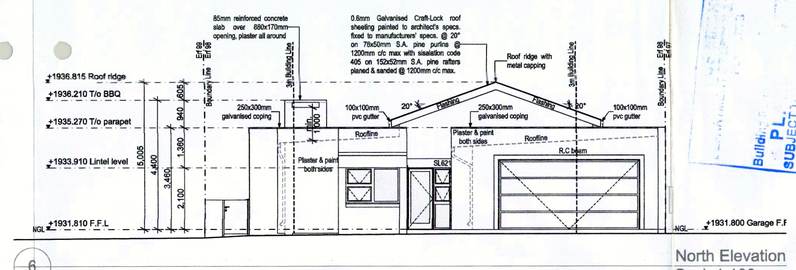
3 Detail-01
Scale1:20



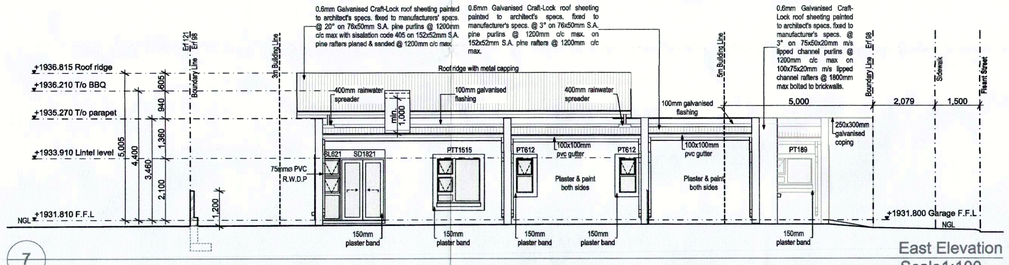
4 TYPICAL BOUNDARY WALL ELEVATION
Scale1:100



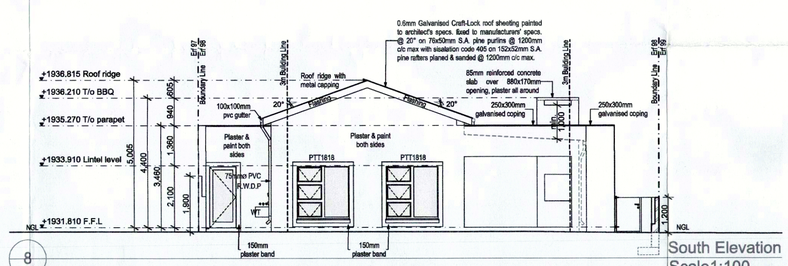
5 West Elevation
Scale1:100



6 North Elevation
Scale1:100



7 East Elevation
Scale1:100



8 South Elevation
Scale1:100

General Notes

ALL DRAWINGS AND DIMENSIONS MUST BE CORRELATED BEFORE ANY MATERIALS ARE ORDERED OR BUILDING WORK COMMENCES.

ANY DIFFERENCES MUST BE BROUGHT UNDER THE ATTENTION OF THE ARCHITECT IMMEDIATELY.

ALL NOTES & SPECS ARE TO BE REFERED TO THE MODEL OF PREAMBLES FOR TRADES, UNLESS OTHERWISE SPECIFIED.

ALL APPROVAL REQUIREMENTS IN NOTES AND SPECS WILL BE TO WRITTEN APPROVAL BY THE ARCHITECT.

ALL CALVANIZED COMPONENTS MUST BE PROPERLY CLEANED BEFORE ERRECTED ON SITE.

COPYRIGHT IS RESERVED ON ALL DRAWINGS AND DESIGNS.

NOMINAL GLASS THICKNESS:	MAXIMUN SIZE OF PANE:
3mm	0.75 sq.m.
4mm	1.5 sq.m.
5mm	2.1 sq.m.
6.38mm	3.2 sq.m.

General Notes :
1. Soffit cement plaster mix (sand / cement)= 3:1
2. Wall plaster mix (sand / cement) = 5:1

Revisions :

Rev No. :	Date :	Description :	Drawn :

AREAS

ERF	356.5m²
DWELLING	119.1m²
PORTICO	11.3m²
GARAGE	48.7m²
TOTAL	179.1m²
ALLOWABLE COVERAGE	50%
ACTUAL COVERAGE	50%

TEL: + 264 (0) 61 237 160
TEL: + 264 (0) 61 237 161
FAX: + 264 (0) 61 237 165
PO BOX 1630, WINDHOEK
C/O ROBERT MUGABE AVE & BALLOT STREET, WINDHOEK
CBA@BOSCHARCHITECTS-1.COM
WWW.CLAUDBOSCHARCHITECTS.COM

CLAUD BOSCH ARCHITECTS

BURMEISTER & PARTNERS CONSULTING ENGINEERS
8 Eugene Marais Street
PO Box: 1496
Windhoek, Namibia
Tel: +264 (0)61 379 000
Fax: +264 (0)61 79 001
E-mail: bp@burmeister.com.na

FINKENSTEIN CONSTRUCTION TRUST
8 Eugene Marais Street
Windhoek
Namibia
Tel: +264 (0)61 379 006
Fax: +264 (0)61 79 002
E-mail: fct@finkensteinmv.com

PROJECT TITLE:
FINKENSTEIN MANOR

CLIENT:
Mr & Mrs. Van der Merwe

ERF NUMBER: 98
LOCATION: Finkenstein, Windhoek
STREET: Fisant Street

DRAWINGS:
MUNICIPAL DRAWINGS
Sections & Elevations

DRAWN:	STAGE :	CHECKED:	REV
H.A	M	E.K	M0
SCALE: AS SHOWN	SIZE: A1	DATE: 3/18/2019	
PROJECT NUMBER : W10-020		DRAWING NUMBER : A200	

CITY OF WINDHOEK Department of Urban & Regional Planning 23 APR 2019 875/2019 BUILDING CONTROL

CITY OF WINDHOEK DEPARTMENT OF URBAN & REGIONAL PLANNING APPROVED SUBJECT TO CONDITIONS IN TERMS OF THE WINDHOEK PLANNING SCHEME Manager: Building Control 875/2019 22/8/19

Builder: P.L. SUBJECT TO CONTAINED WINDHOEK Manager